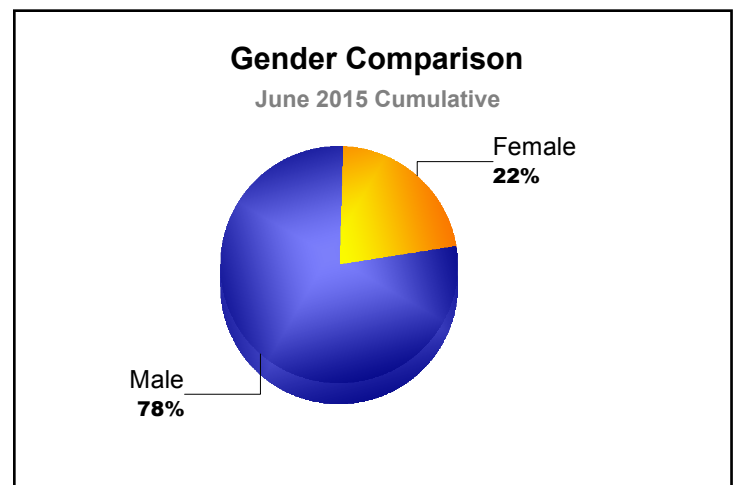
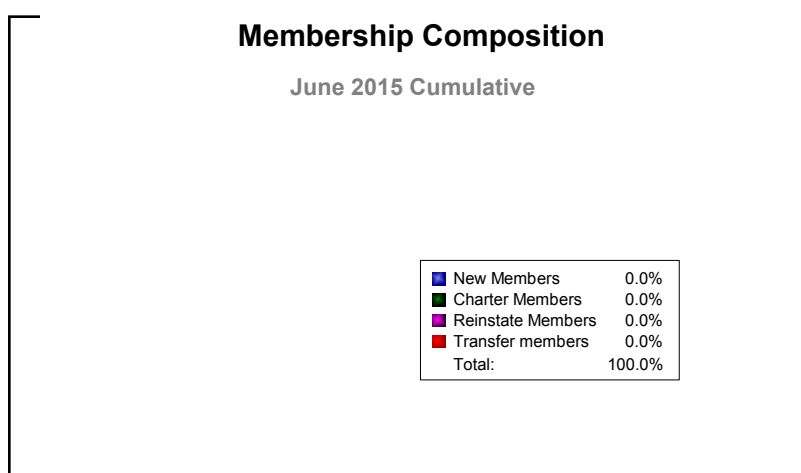
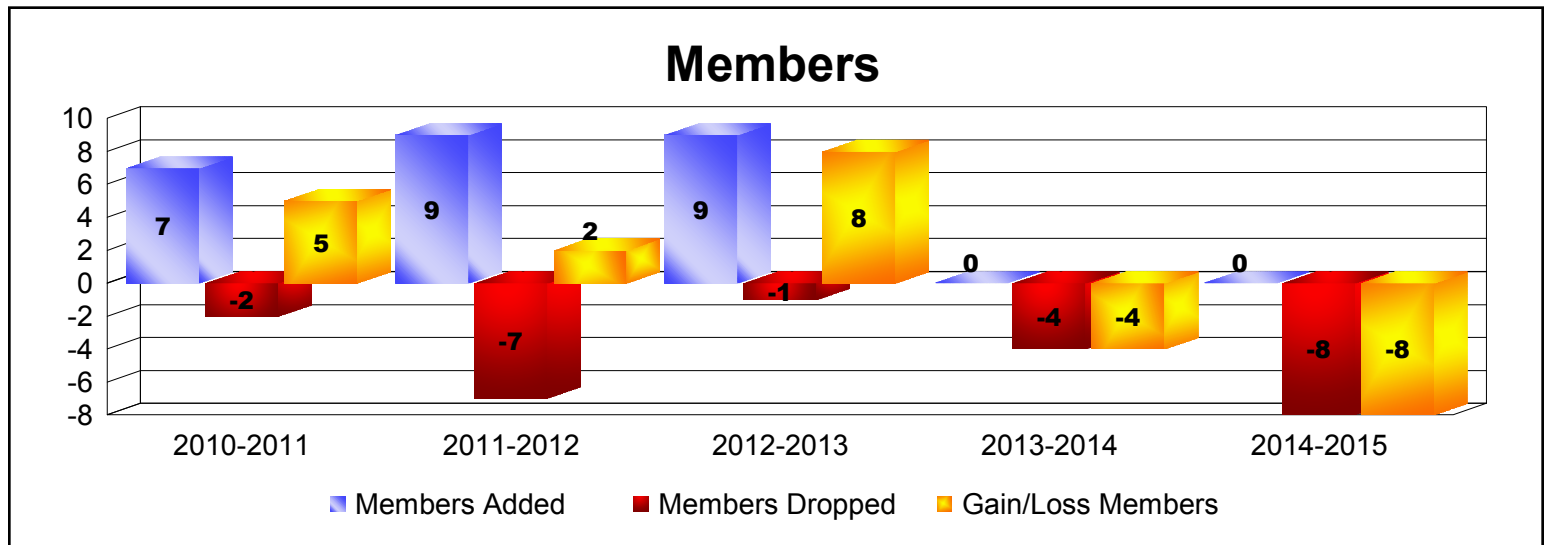
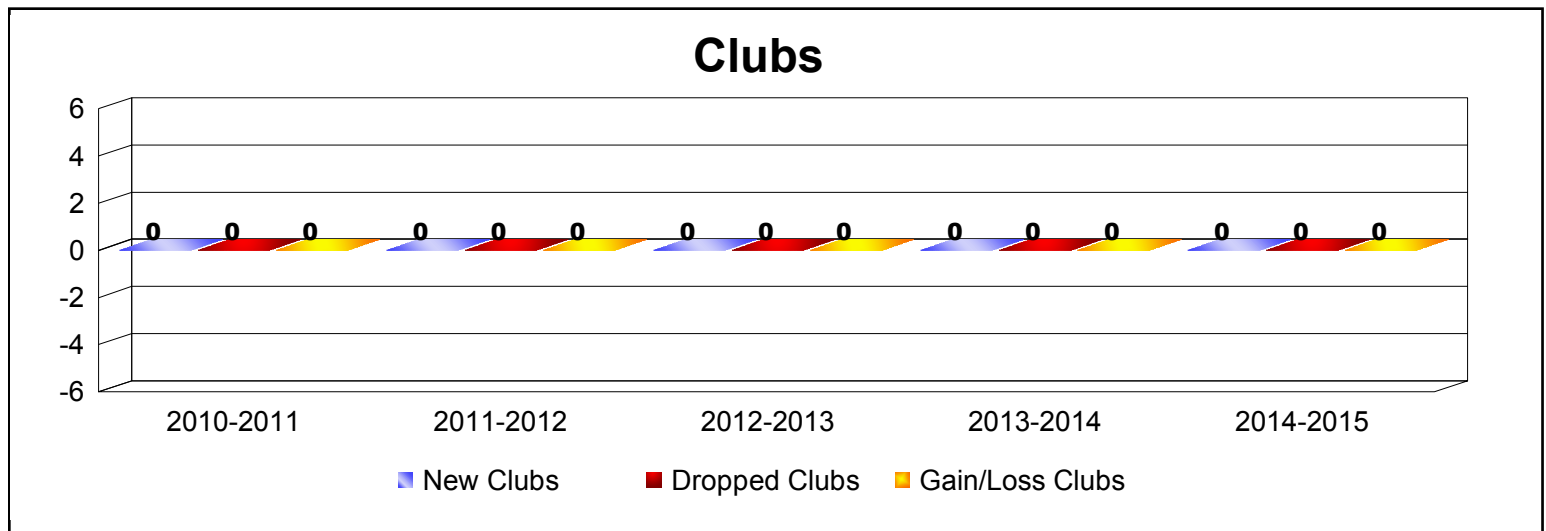
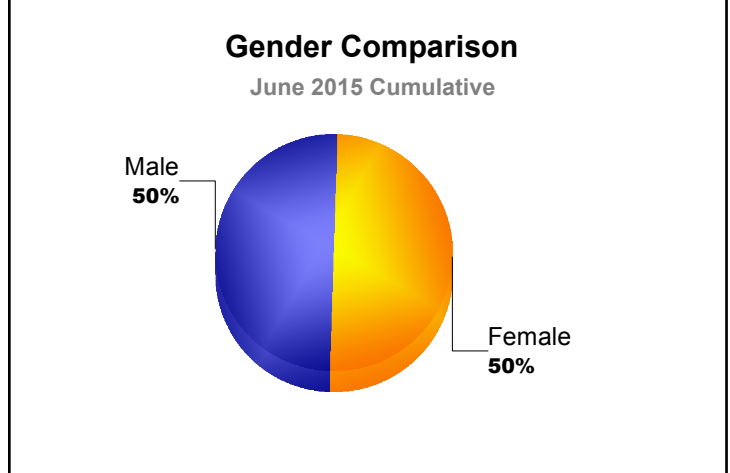
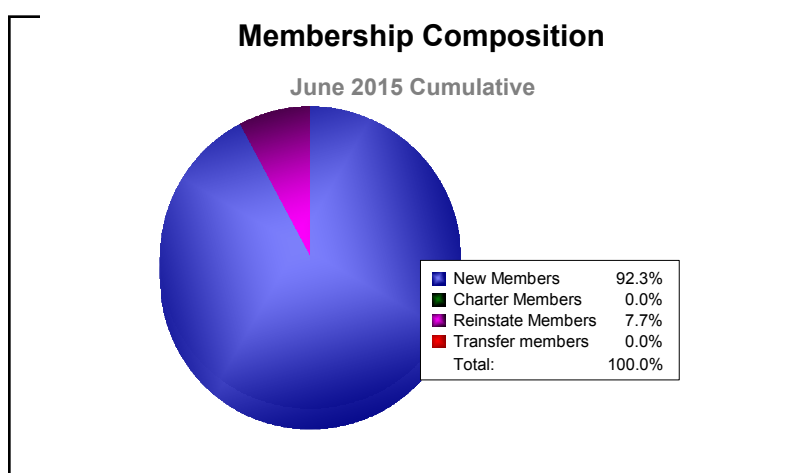
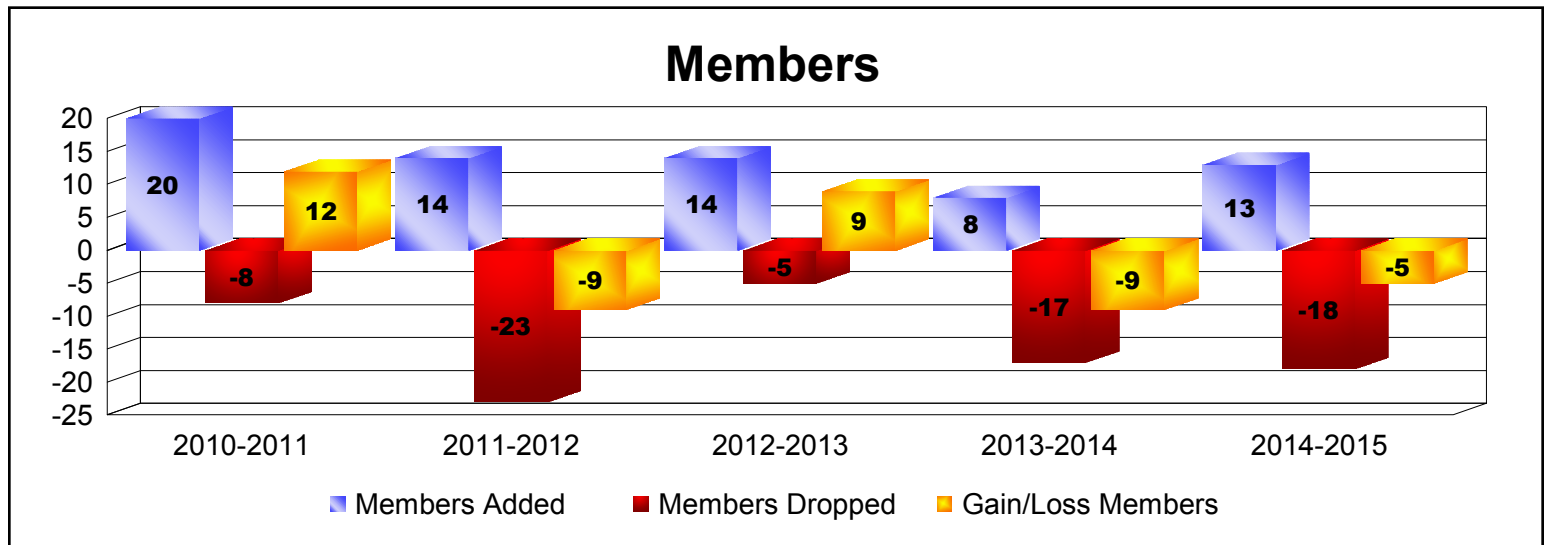
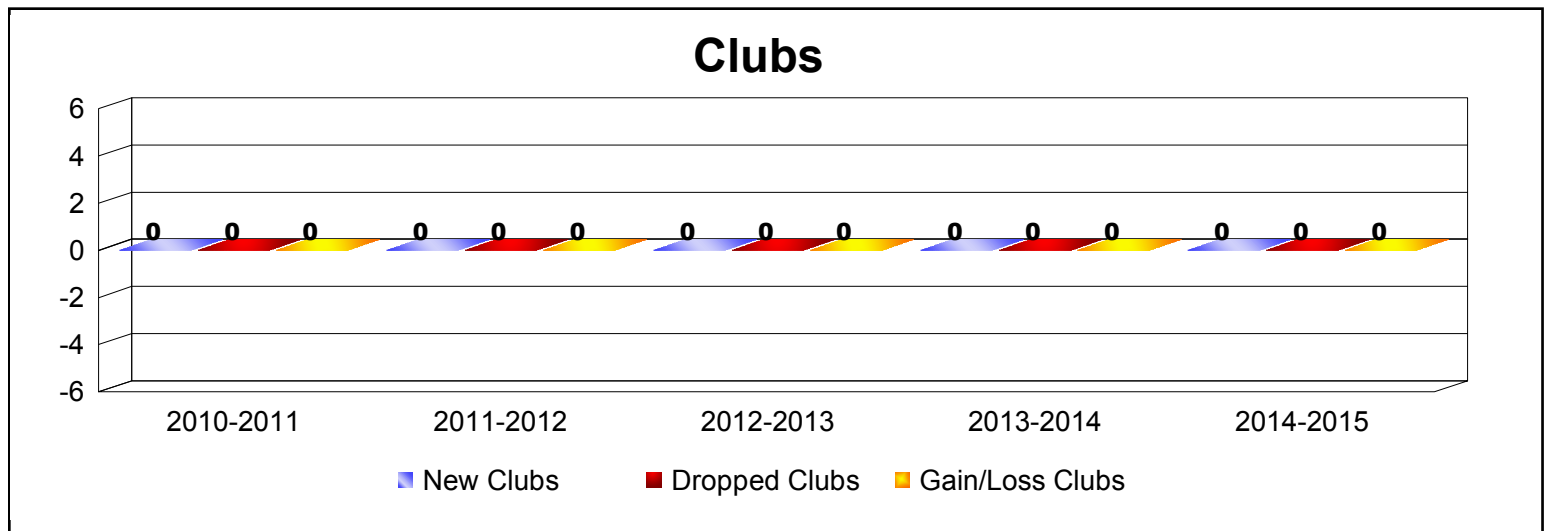


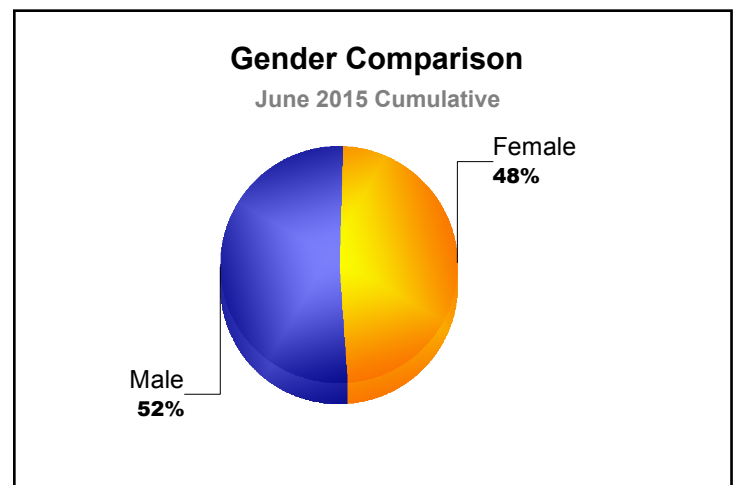
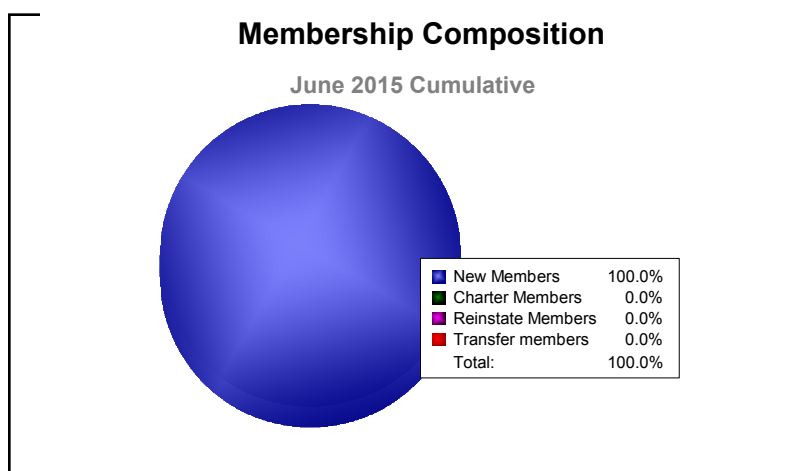
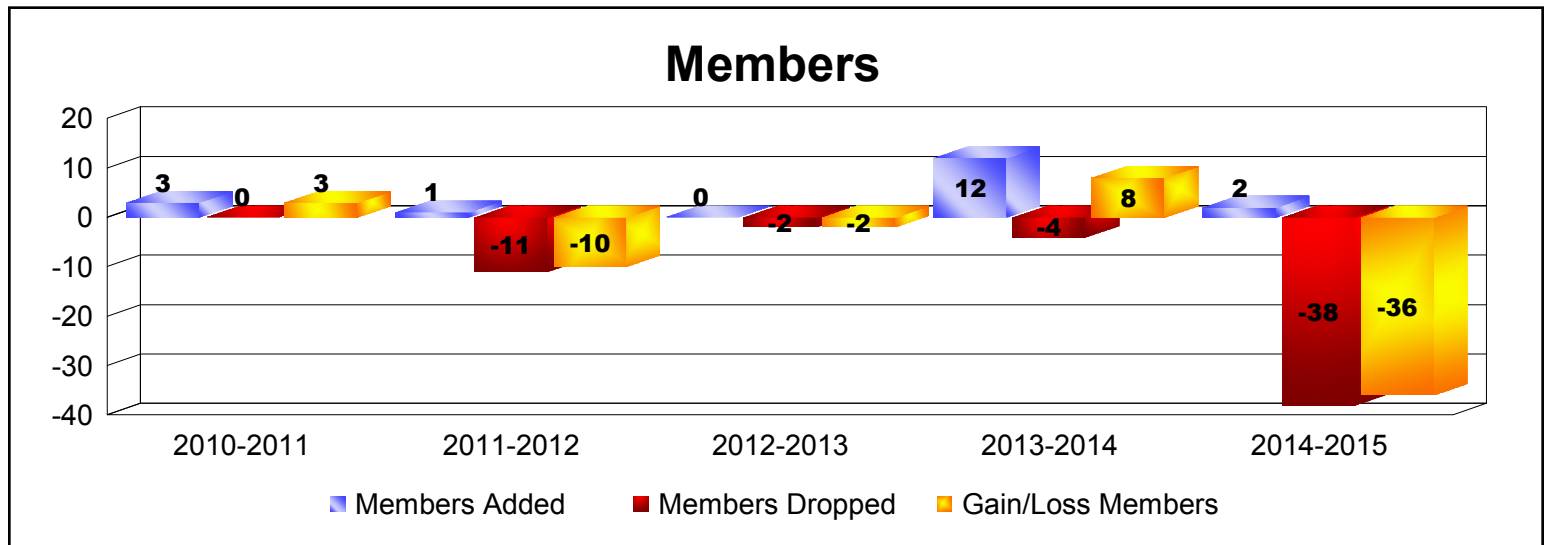
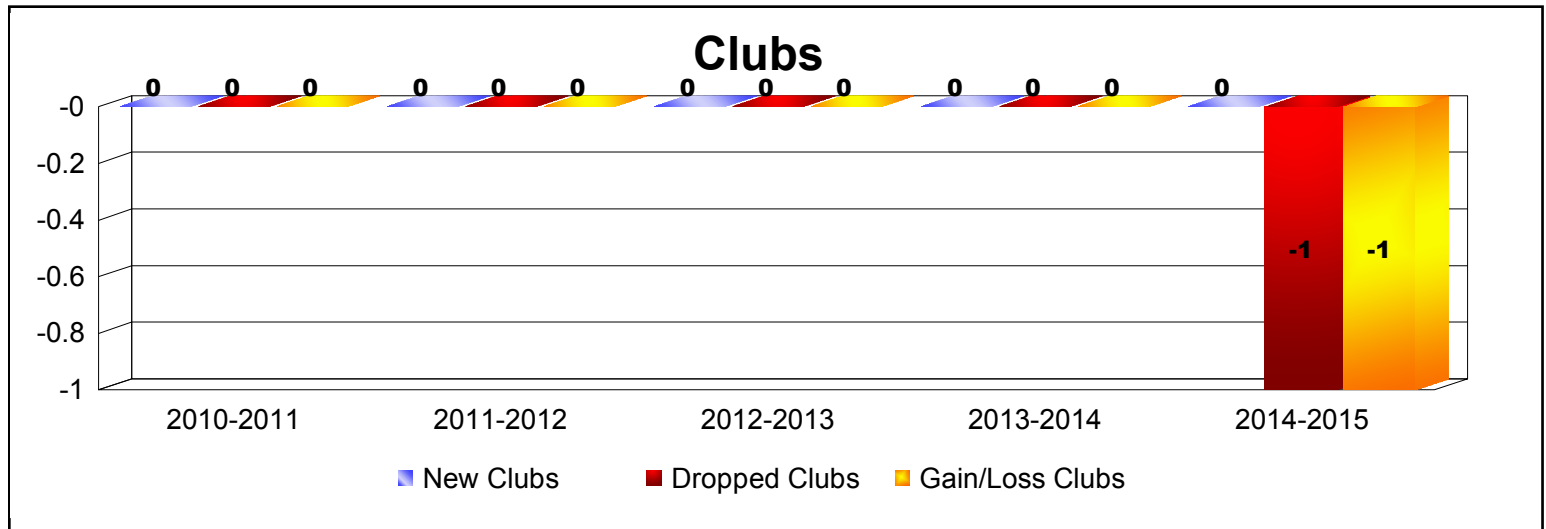
Year	New Clubs	Dropped Clubs	Gain/ Loss Clubs	New Members	Charter Members	Reinstate Members	Transfer Members	Total Member Added	Total Members Dropped	Gain/ Loss Members
2010-2011	0	0	0	6	0	0	1	7	-2	5
2011-2012	0	0	0	8	0	0	1	9	-7	2
2012-2013	0	0	0	9	0	0	0	9	-1	8
2013-2014	0	0	0	0	0	0	0	0	-4	-4
2014-2015	0	0	0	0	0	0	0	0	-8	-8
<b>Average</b>	<b>0</b>	<b>0</b>	<b>0</b>	<b>5</b>	<b>0</b>	<b>0</b>	<b>0</b>	<b>5</b>	<b>-4</b>	<b>1</b>



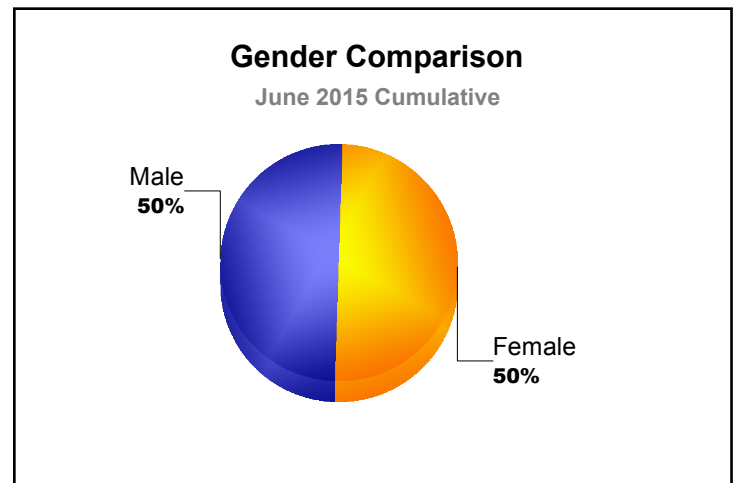
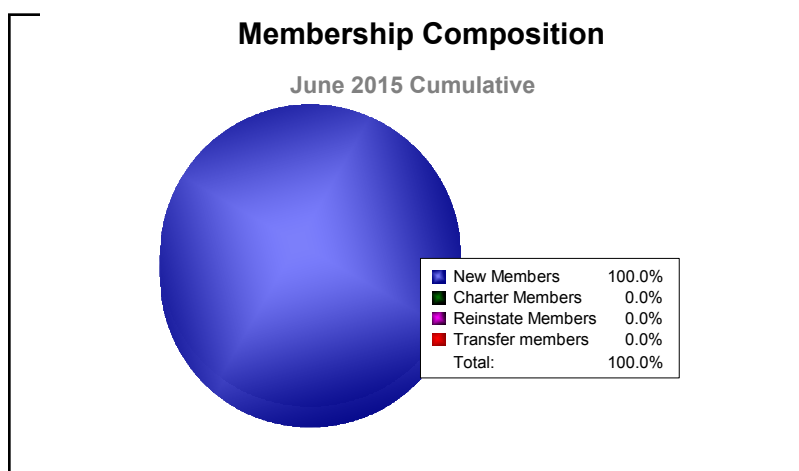
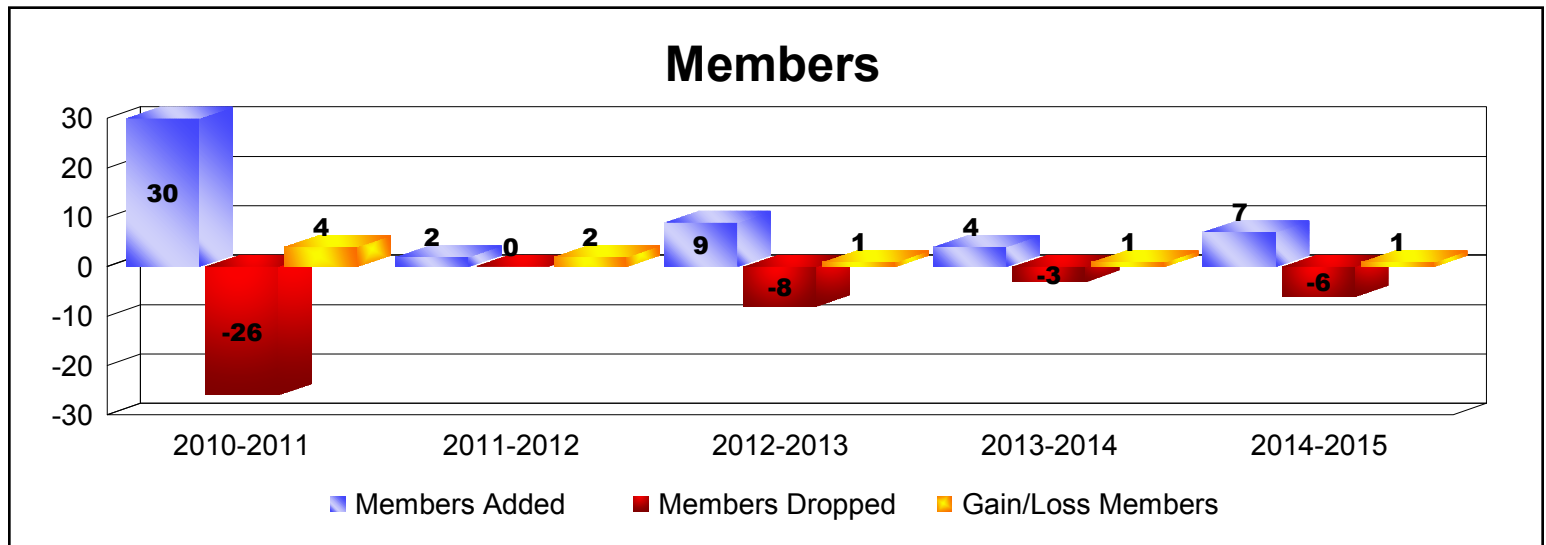
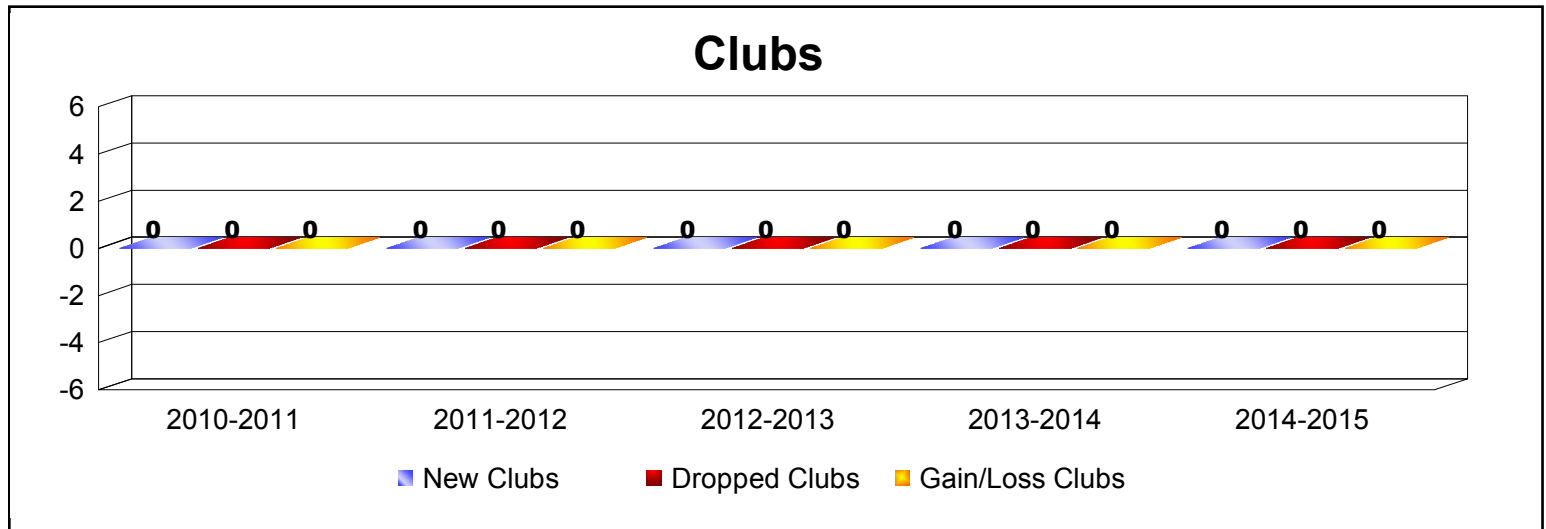
Year	New Clubs	Dropped Clubs	Gain/ Loss Clubs	New Members	Charter Members	Reinstate Members	Transfer Members	Total Member Added	Total Members Dropped	Gain/ Loss Members
2010-2011	0	0	0	19	0	0	1	20	-8	12
2011-2012	0	0	0	12	0	1	1	14	-23	-9
2012-2013	0	0	0	13	0	0	1	14	-5	9
2013-2014	0	0	0	7	0	0	1	8	-17	-9
2014-2015	0	0	0	12	0	1	0	13	-18	-5
<b>Average</b>	<b>0</b>	<b>0</b>	<b>0</b>	<b>13</b>	<b>0</b>	<b>0</b>	<b>1</b>	<b>14</b>	<b>-14</b>	<b>0</b>



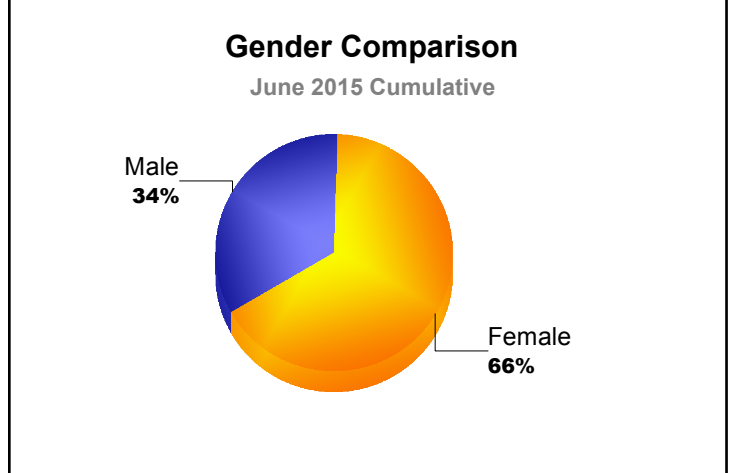
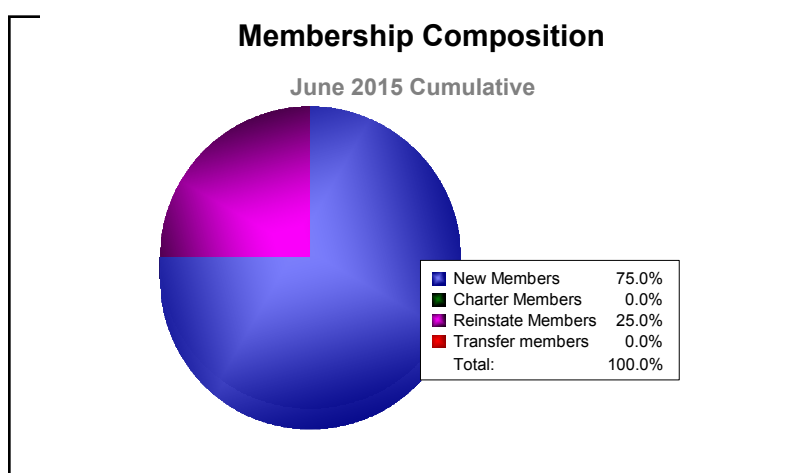
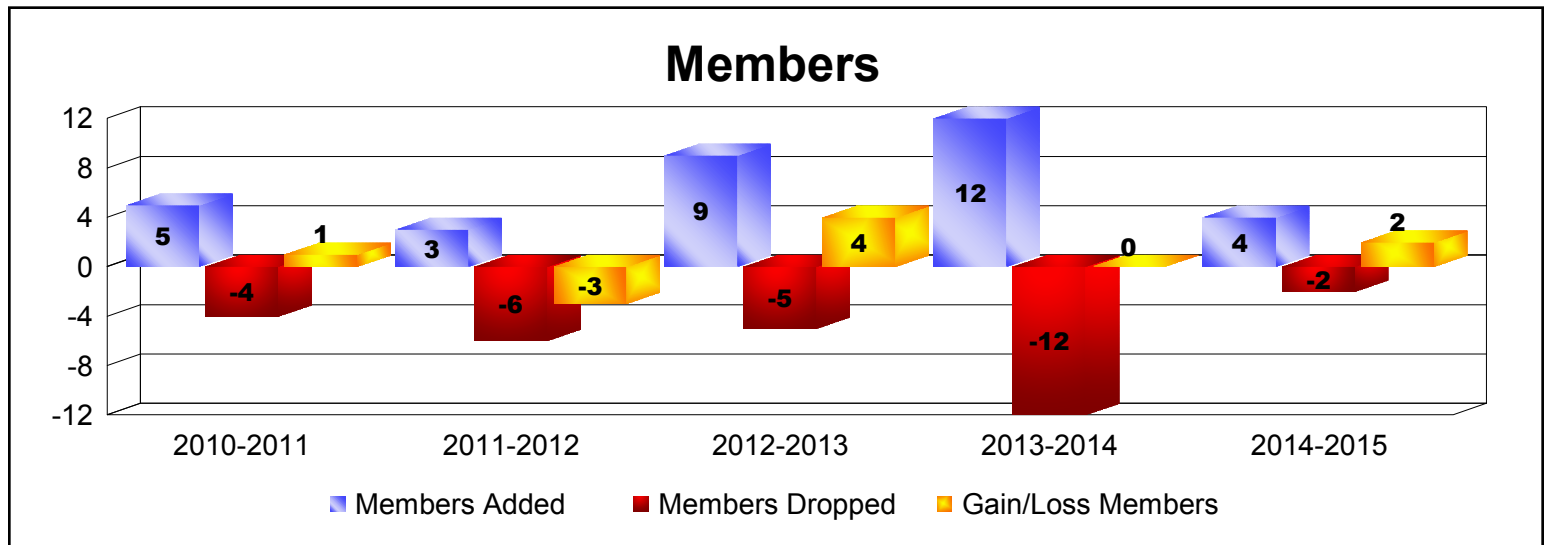
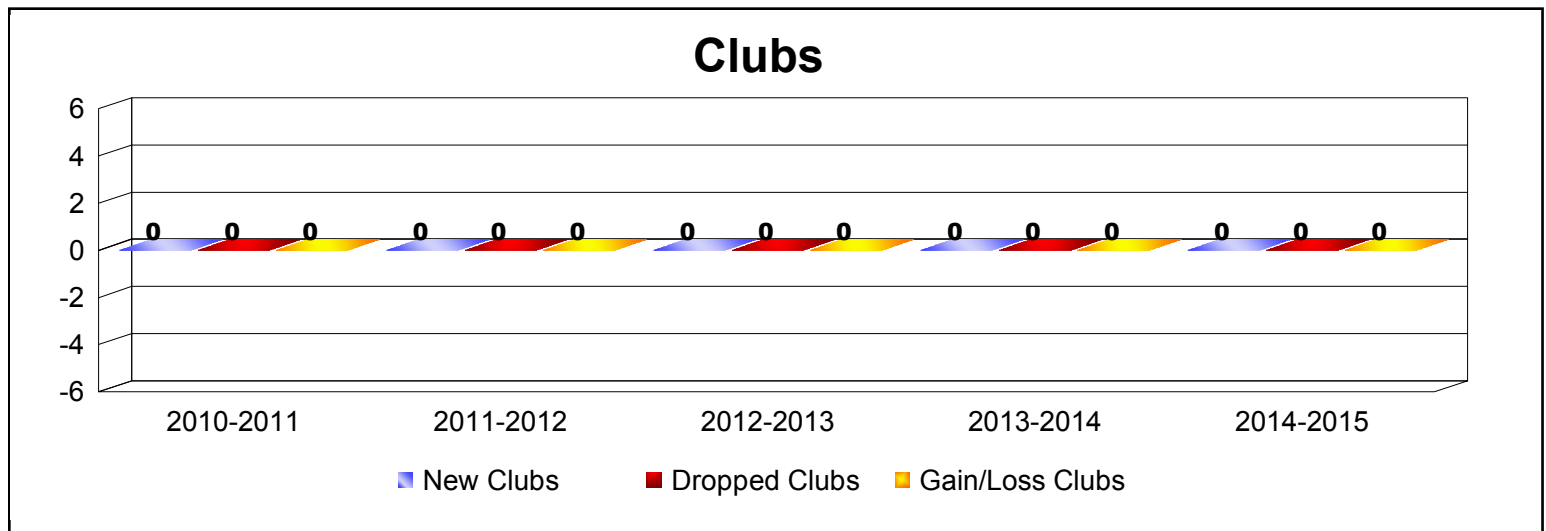
Year	New Clubs	Dropped Clubs	Gain/ Loss Clubs	New Members	Charter Members	Reinstate Members	Transfer Members	Total Member Added	Total Members Dropped	Gain/ Loss Members
2010-2011	0	0	0	0	0	3	0	3	0	3
2011-2012	0	0	0	1	0	0	0	1	-11	-10
2012-2013	0	0	0	0	0	0	0	0	-2	-2
2013-2014	0	0	0	12	0	0	0	12	-4	8
2014-2015	0	-1	-1	2	0	0	0	2	-38	-36
<b>Average</b>	<b>0</b>	<b>0</b>	<b>0</b>	<b>3</b>	<b>0</b>	<b>1</b>	<b>0</b>	<b>4</b>	<b>-11</b>	<b>-7</b>



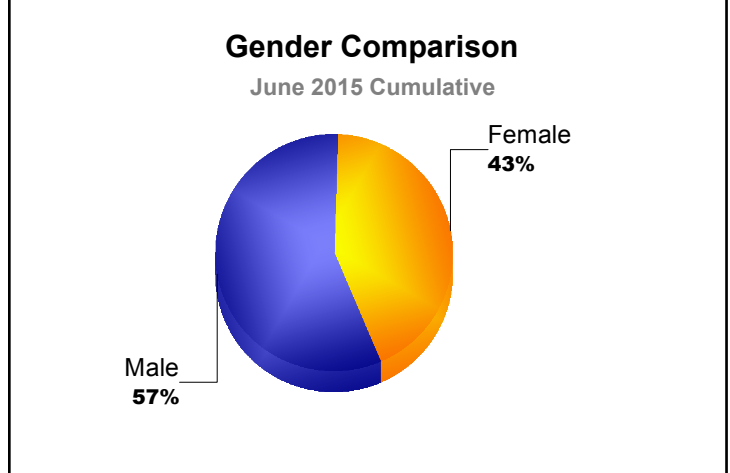
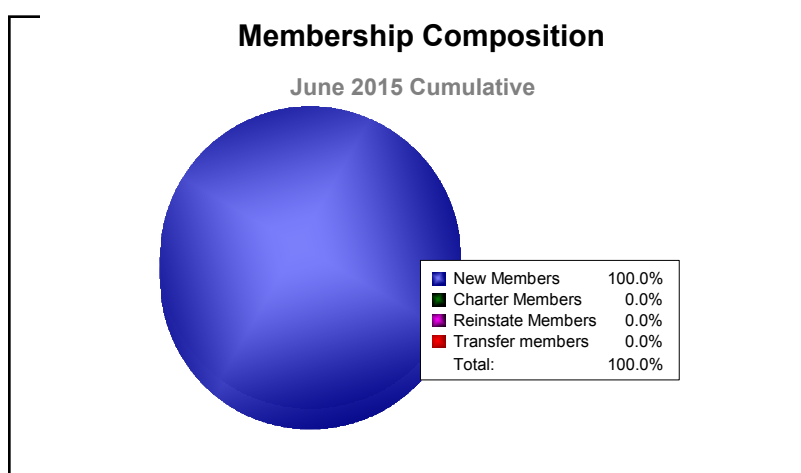
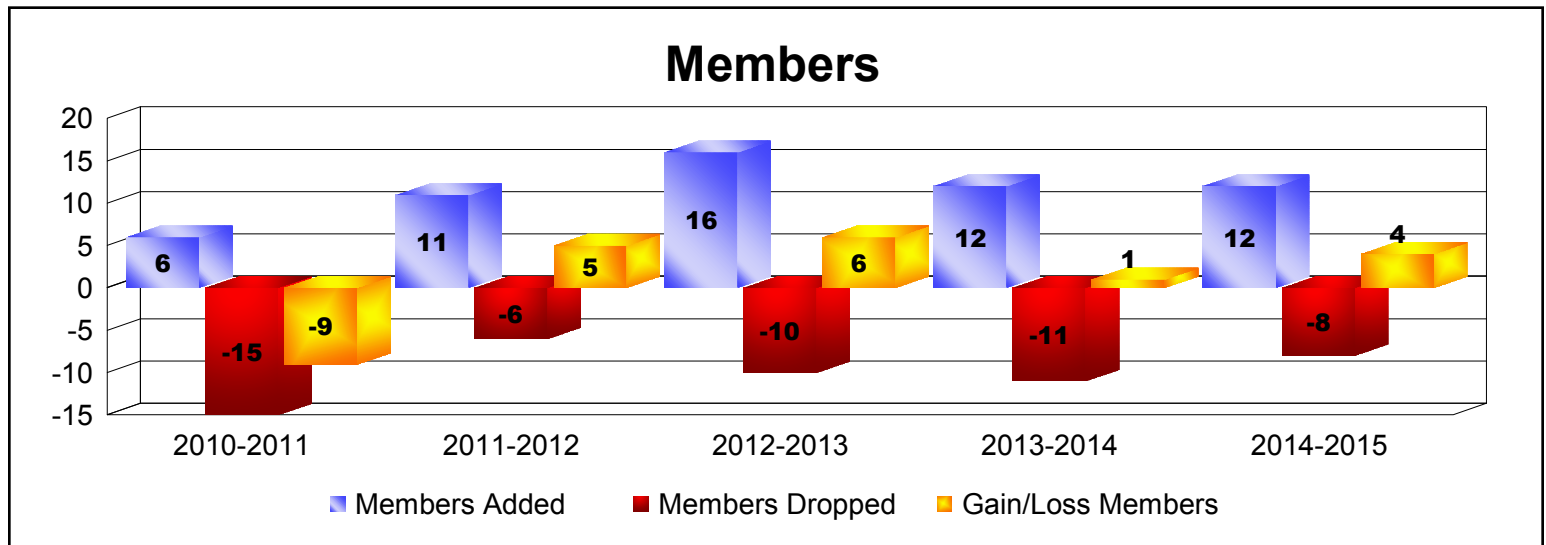
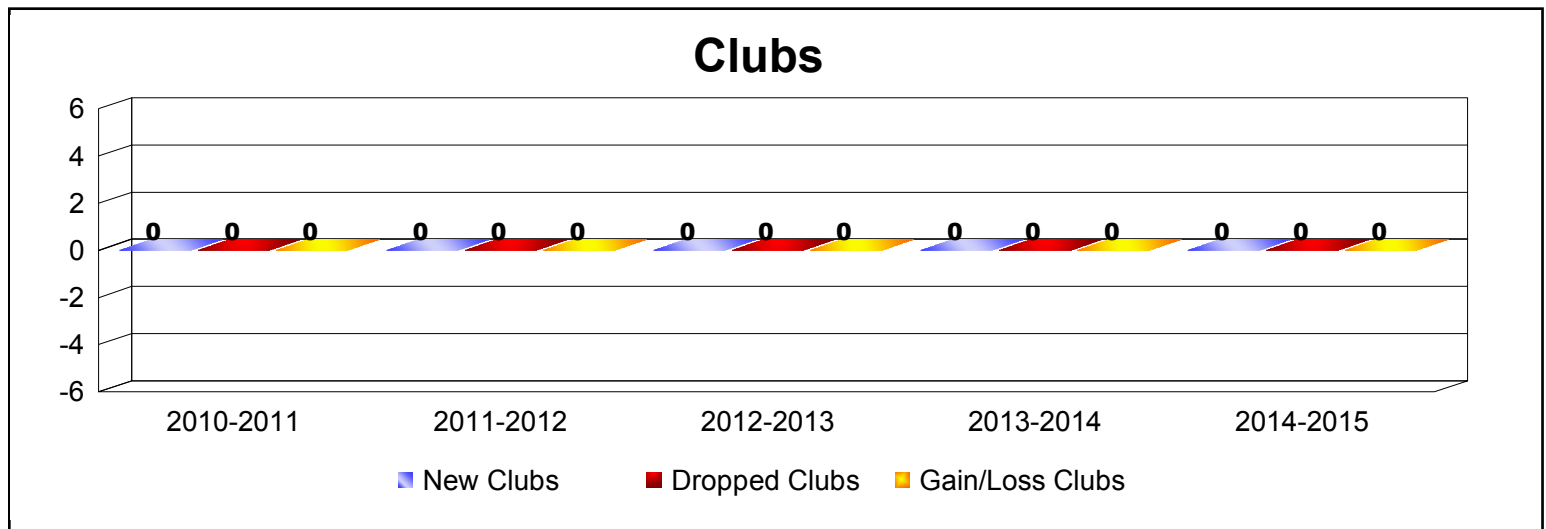
Year	New Clubs	Dropped Clubs	Gain/ Loss Clubs	New Members	Charter Members	Reinstate Members	Transfer Members	Total Member Added	Total Members Dropped	Gain/ Loss Members
2010-2011	0	0	0	7	0	23	0	30	-26	4
2011-2012	0	0	0	2	0	0	0	2	0	2
2012-2013	0	0	0	9	0	0	0	9	-8	1
2013-2014	0	0	0	4	0	0	0	4	-3	1
2014-2015	0	0	0	7	0	0	0	7	-6	1
<b>Average</b>	<b>0</b>	<b>0</b>	<b>0</b>	<b>6</b>	<b>0</b>	<b>5</b>	<b>0</b>	<b>10</b>	<b>-9</b>	<b>2</b>



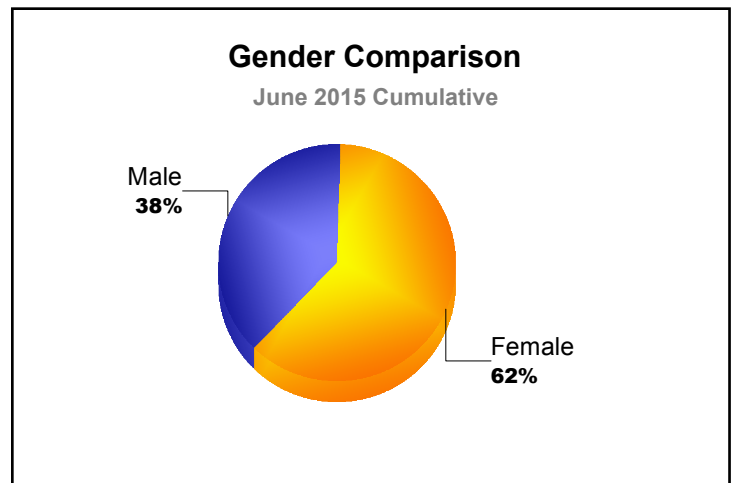
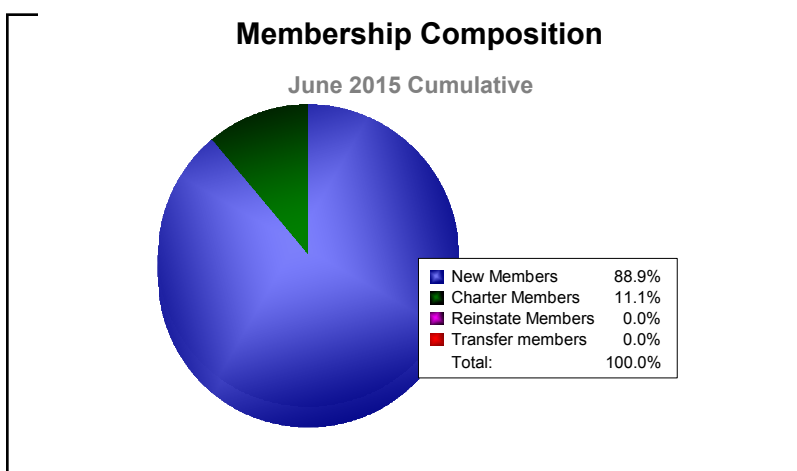
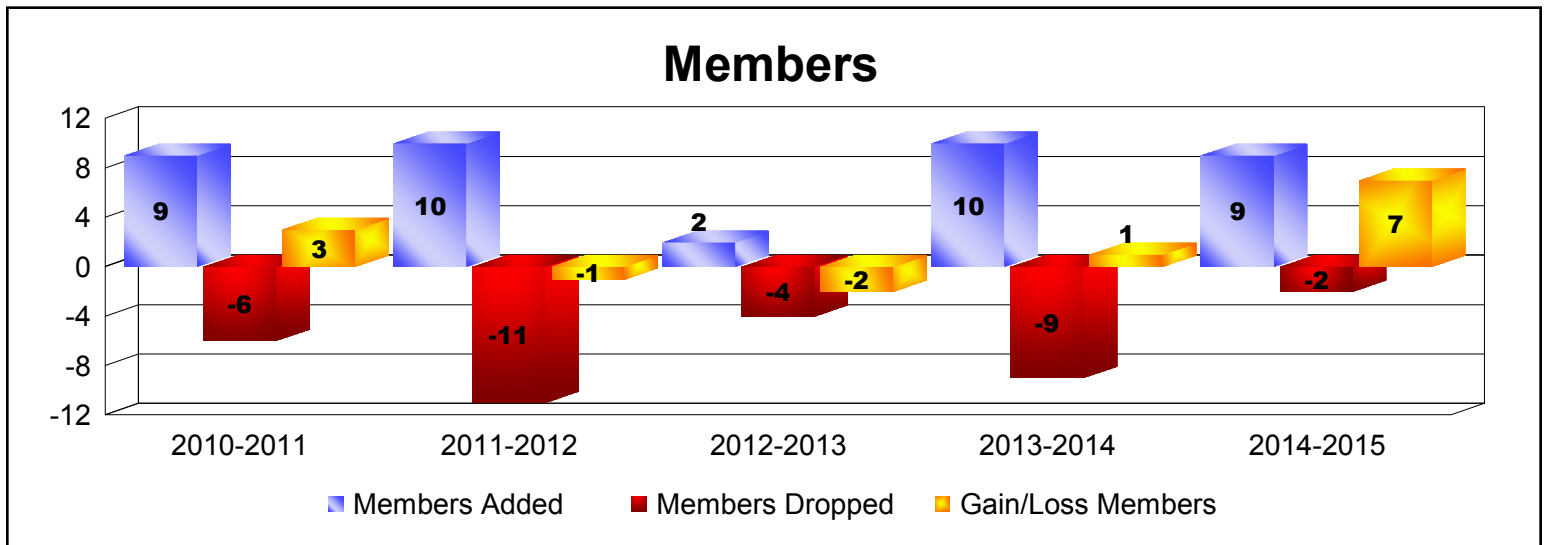
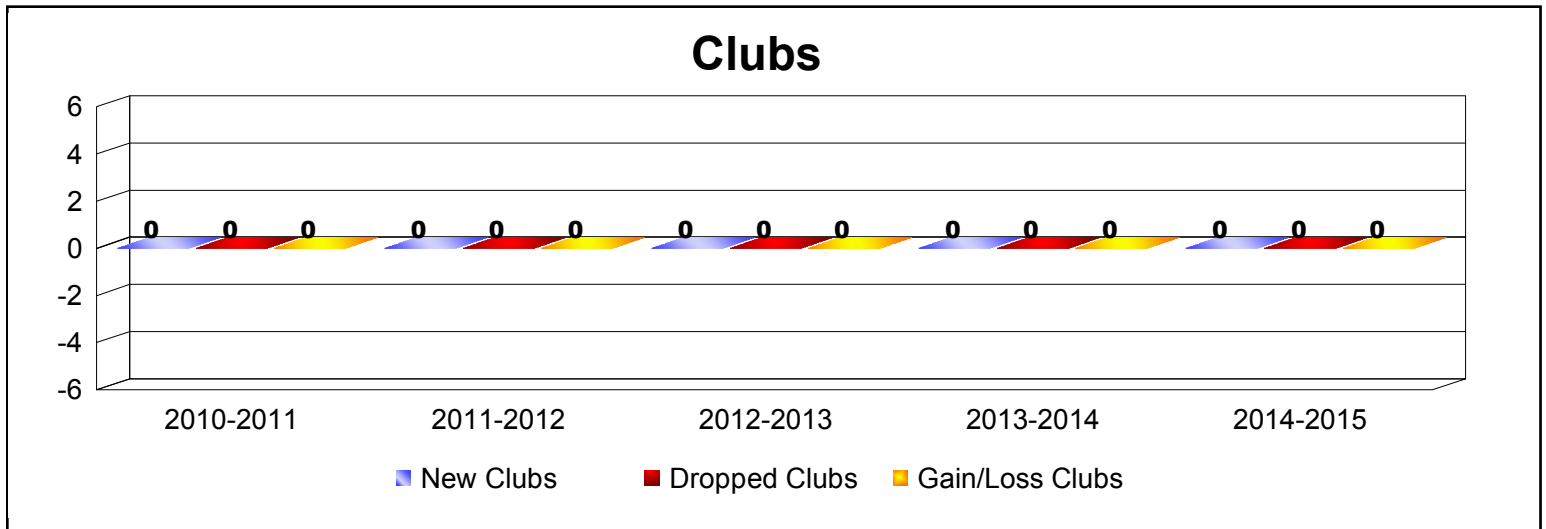
Year	New Clubs	Dropped Clubs	Gain/ Loss Clubs	New Members	Charter Members	Reinstate Members	Transfer Members	Total Member Added	Total Members Dropped	Gain/ Loss Members
2010-2011	0	0	0	5	0	0	0	5	-4	1
2011-2012	0	0	0	3	0	0	0	3	-6	-3
2012-2013	0	0	0	9	0	0	0	9	-5	4
2013-2014	0	0	0	12	0	0	0	12	-12	0
2014-2015	0	0	0	3	0	1	0	4	-2	2
<b>Average</b>	<b>0</b>	<b>0</b>	<b>0</b>	<b>6</b>	<b>0</b>	<b>0</b>	<b>0</b>	<b>7</b>	<b>-6</b>	<b>1</b>



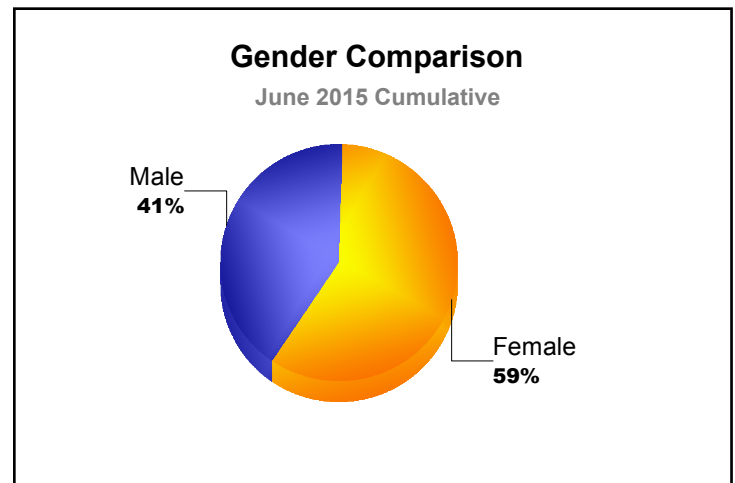
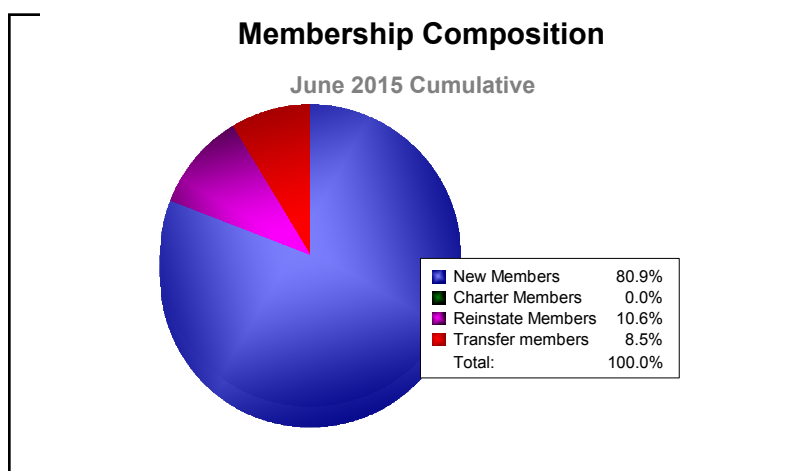
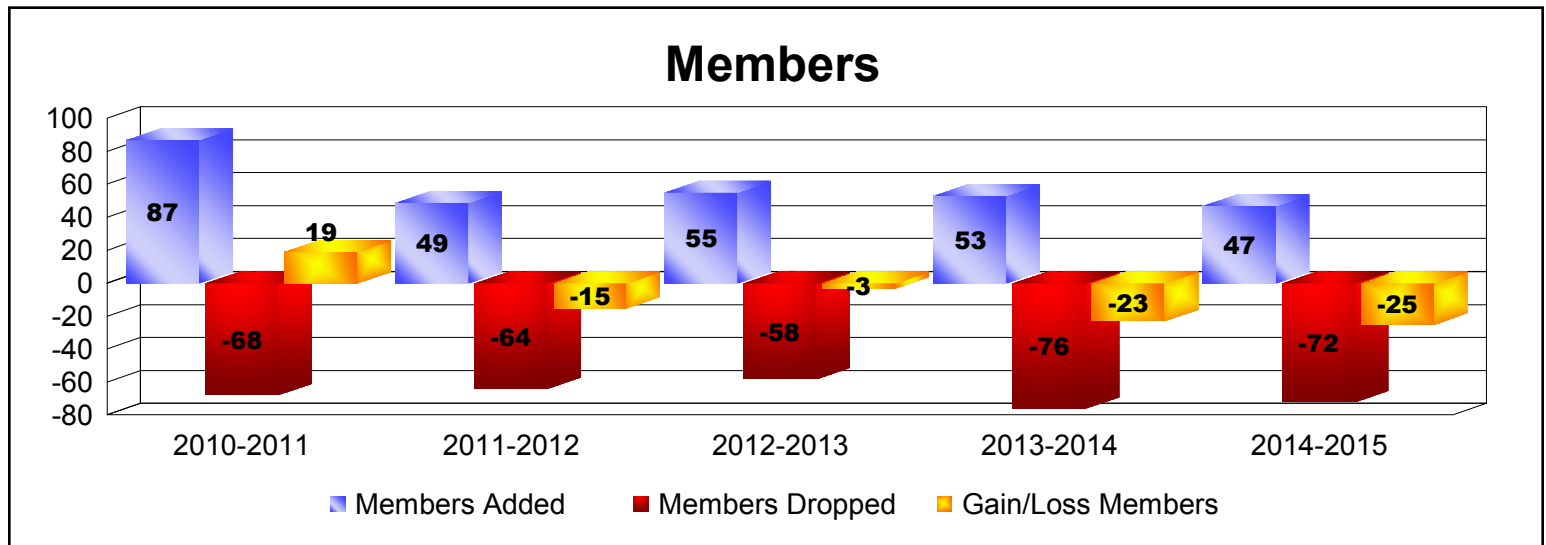
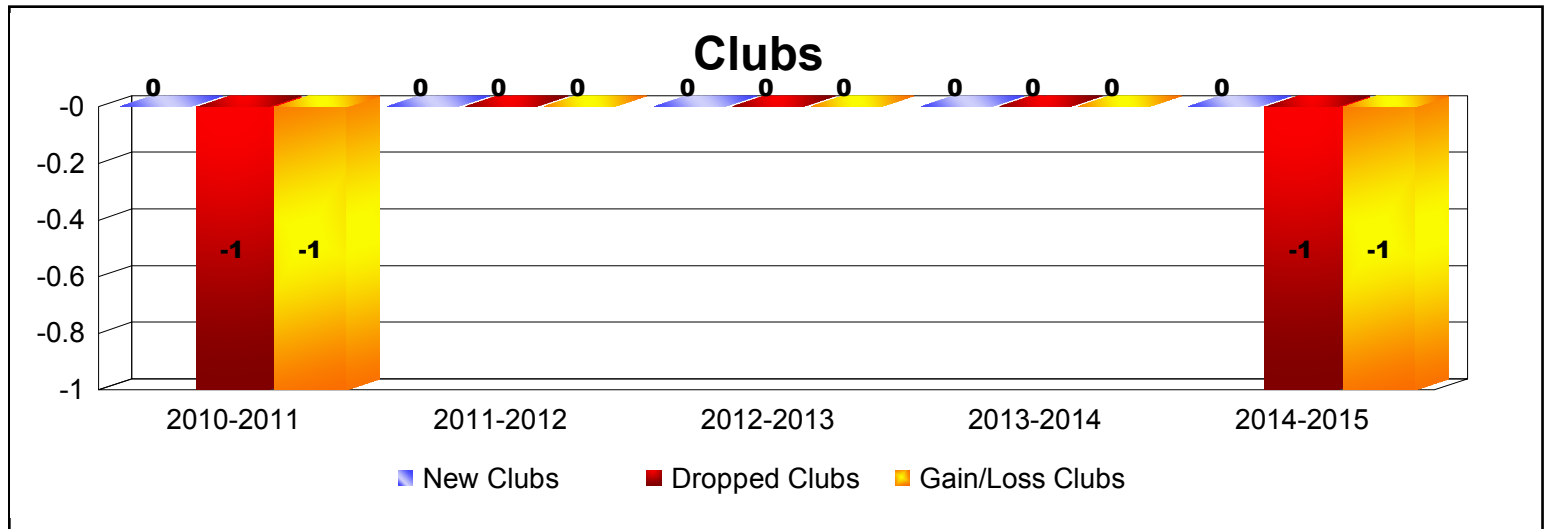
Year	New Clubs	Dropped Clubs	Gain/ Loss Clubs	New Members	Charter Members	Reinstate Members	Transfer Members	Total Member Added	Total Members Dropped	Gain/ Loss Members
2010-2011	0	0	0	6	0	0	0	6	-15	-9
2011-2012	0	0	0	10	0	0	1	11	-6	5
2012-2013	0	0	0	16	0	0	0	16	-10	6
2013-2014	0	0	0	11	0	1	0	12	-11	1
2014-2015	0	0	0	12	0	0	0	12	-8	4
<b>Average</b>	<b>0</b>	<b>0</b>	<b>0</b>	<b>11</b>	<b>0</b>	<b>0</b>	<b>0</b>	<b>11</b>	<b>-10</b>	<b>1</b>



Year	New Clubs	Dropped Clubs	Gain/ Loss Clubs	New Members	Charter Members	Reinstate Members	Transfer Members	Total Member Added	Total Members Dropped	Gain/ Loss Members
2010-2011	0	0	0	8	0	0	1	9	-6	3
2011-2012	0	0	0	9	0	1	0	10	-11	-1
2012-2013	0	0	0	2	0	0	0	2	-4	-2
2013-2014	0	0	0	10	0	0	0	10	-9	1
2014-2015	0	0	0	8	1	0	0	9	-2	7
<b>Average</b>	<b>0</b>	<b>0</b>	<b>0</b>	<b>7</b>	<b>0</b>	<b>0</b>	<b>0</b>	<b>8</b>	<b>-6</b>	<b>2</b>

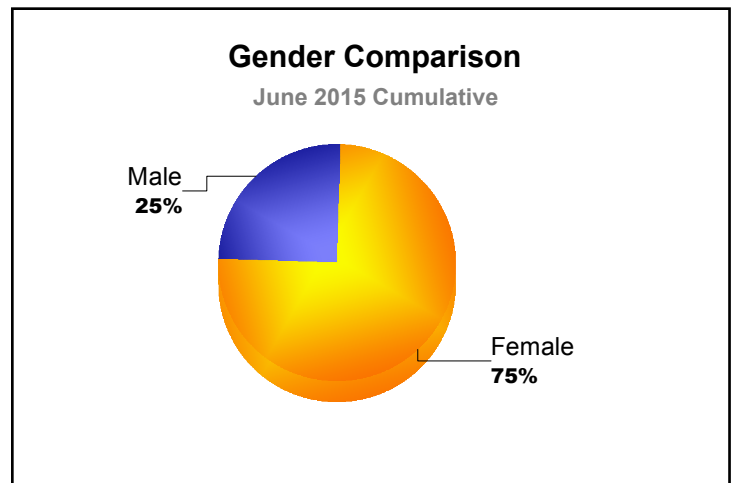
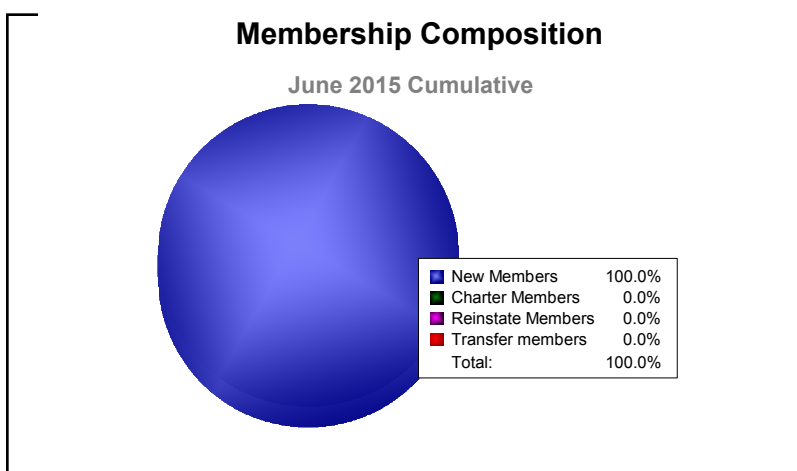
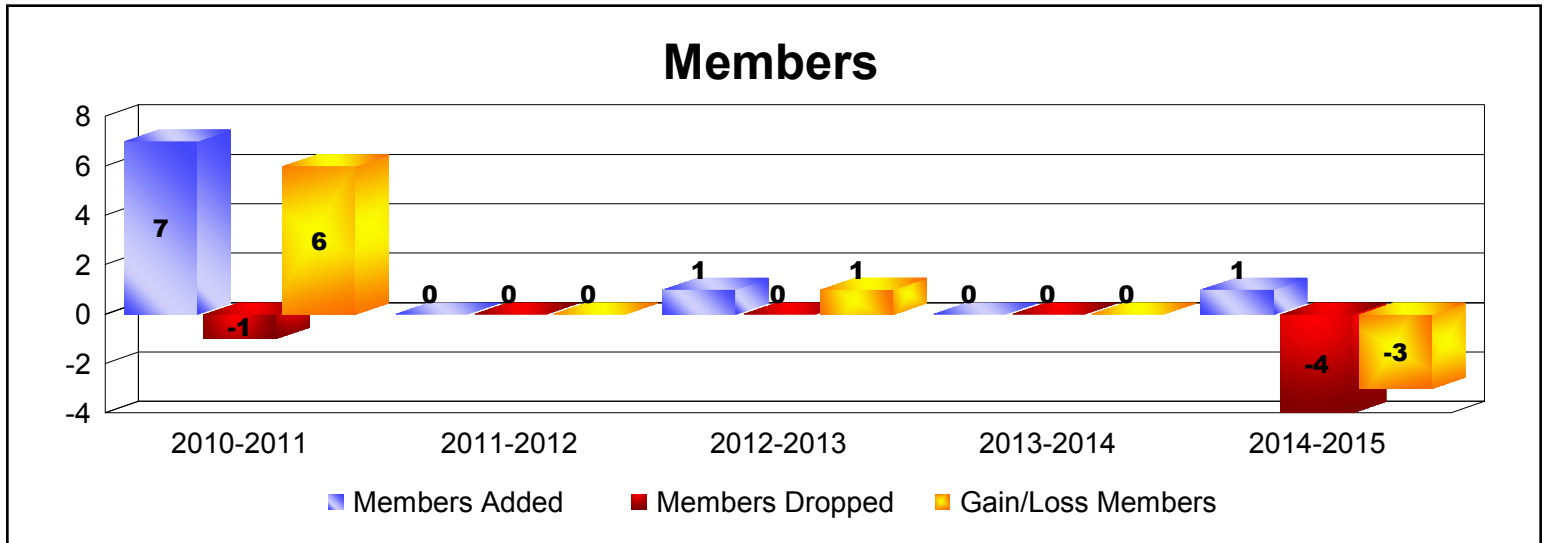
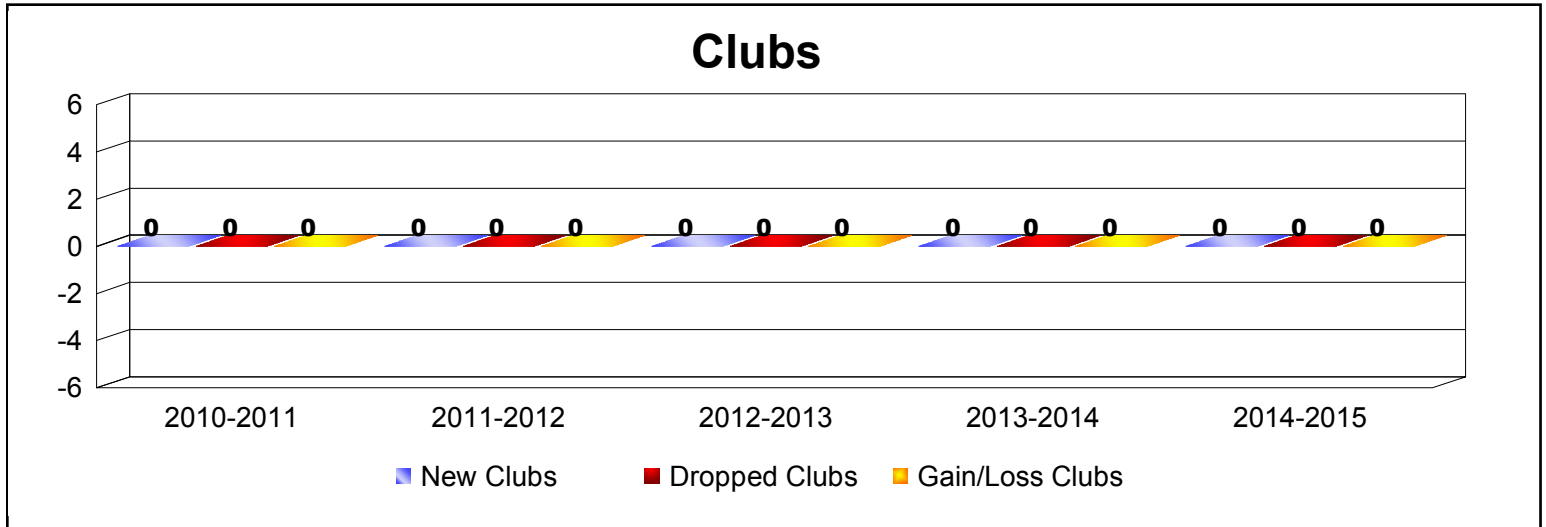


Year	New Clubs	Dropped Clubs	Gain/ Loss Clubs	New Members	Charter Members	Reinstate Members	Transfer Members	Total Member Added	Total Members Dropped	Gain/ Loss Members
2010-2011	0	-1	-1	84	0	2	1	87	-68	19
2011-2012	0	0	0	46	0	2	1	49	-64	-15
2012-2013	0	0	0	53	1	1	0	55	-58	-3
2013-2014	0	0	0	51	0	1	1	53	-76	-23
2014-2015	0	-1	-1	38	0	5	4	47	-72	-25
<b>Average</b>	<b>0</b>	<b>0</b>	<b>0</b>	<b>54</b>	<b>0</b>	<b>2</b>	<b>1</b>	<b>58</b>	<b>-68</b>	<b>-9</b>



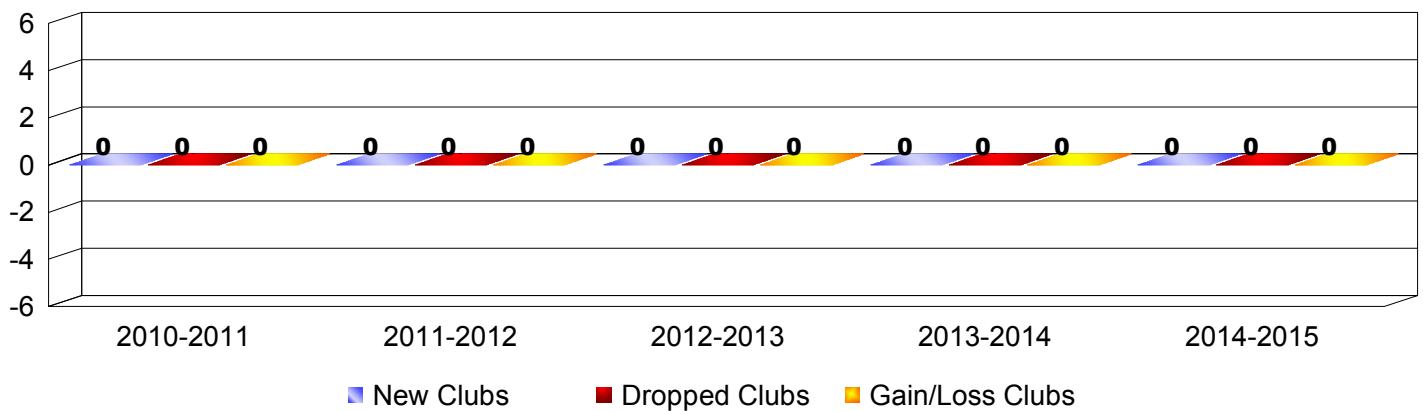


Year	New Clubs	Dropped Clubs	Gain/ Loss Clubs	New Members	Charter Members	Reinstate Members	Transfer Members	Total Member Added	Total Members Dropped	Gain/ Loss Members
2010-2011	0	0	0	7	0	0	0	7	-1	6
2011-2012	0	0	0	0	0	0	0	0	0	0
2012-2013	0	0	0	1	0	0	0	1	0	1
2013-2014	0	0	0	0	0	0	0	0	0	0
2014-2015	0	0	0	1	0	0	0	1	-4	-3
<b>Average</b>	<b>0</b>	<b>0</b>	<b>0</b>	<b>2</b>	<b>0</b>	<b>0</b>	<b>0</b>	<b>2</b>	<b>-1</b>	<b>1</b>

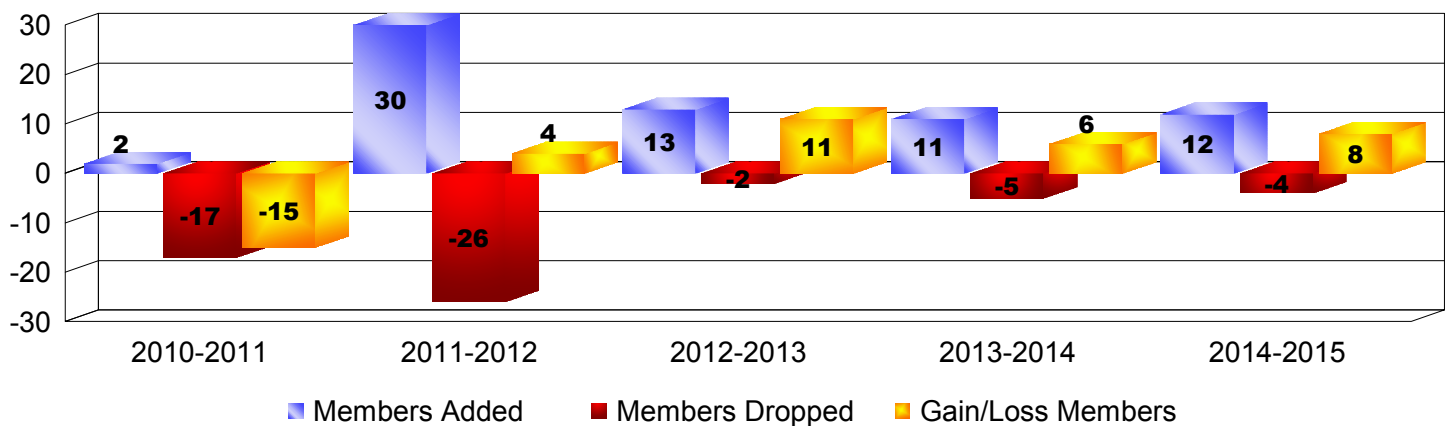


Year	New Clubs	Dropped Clubs	Gain/ Loss Clubs	New Members	Charter Members	Reinstate Members	Transfer Members	Total Member Added	Total Members Dropped	Gain/ Loss Members
2010-2011	0	0	0	1	0	0	0	1	-12	-11
2010-2011	0	0	0	1	0	0	0	1	-5	-4
2010-2011	0	0	0	0	0	0	0	0	0	0
2011-2012	0	0	0	6	0	0	0	6	-3	3
2011-2012	0	0	0	0	0	20	0	20	-21	-1
2011-2012	0	0	0	3	0	1	0	4	-2	2
2012-2013	0	0	0	5	0	1	0	6	-2	4
2012-2013	0	0	0	0	0	0	0	0	0	0
2012-2013	0	0	0	7	0	0	0	7	0	7
2013-2014	0	0	0	10	0	0	1	11	-2	9
2013-2014	0	0	0	0	0	0	0	0	0	0
2013-2014	0	0	0	0	0	0	0	0	-3	-3
2014-2015	0	0	0	0	0	0	1	1	-3	-2
2014-2015	0	0	0	0	0	0	0	0	0	0
2014-2015	0	0	0	11	0	0	0	11	-1	10
<b>Average</b>	<b>0</b>	<b>0</b>	<b>0</b>	<b>3</b>	<b>0</b>	<b>1</b>	<b>0</b>	<b>5</b>	<b>-4</b>	<b>1</b>

### Clubs

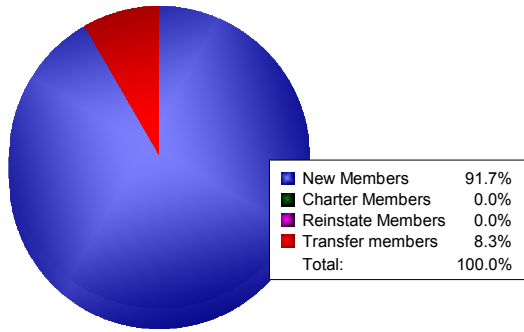


### Members



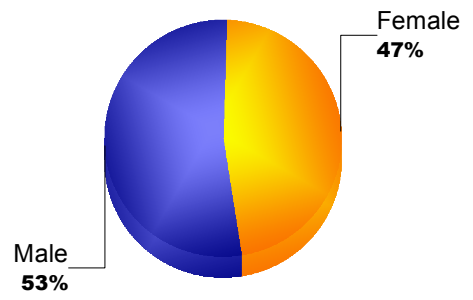
## Membership Composition

June 2015 Cumulative

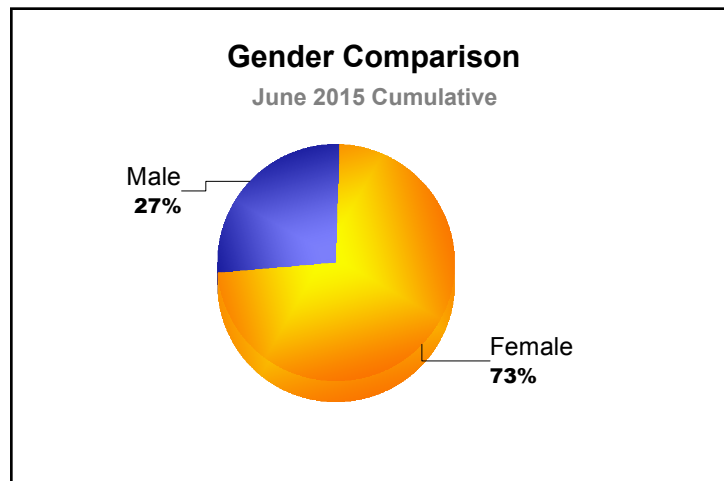
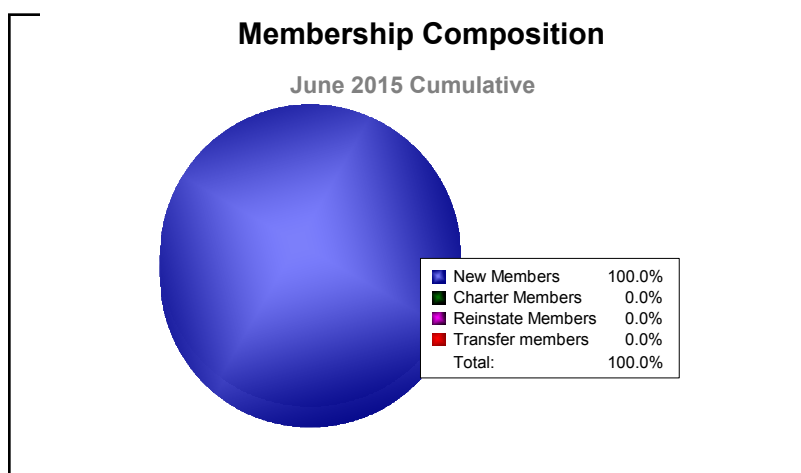
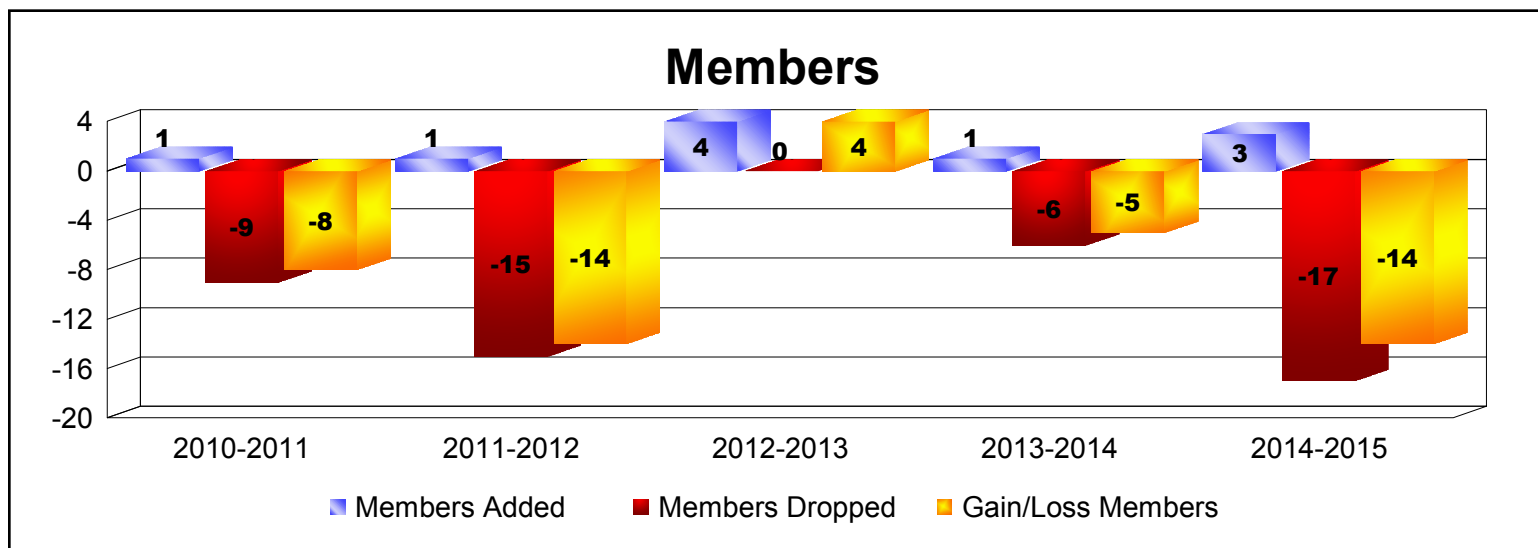
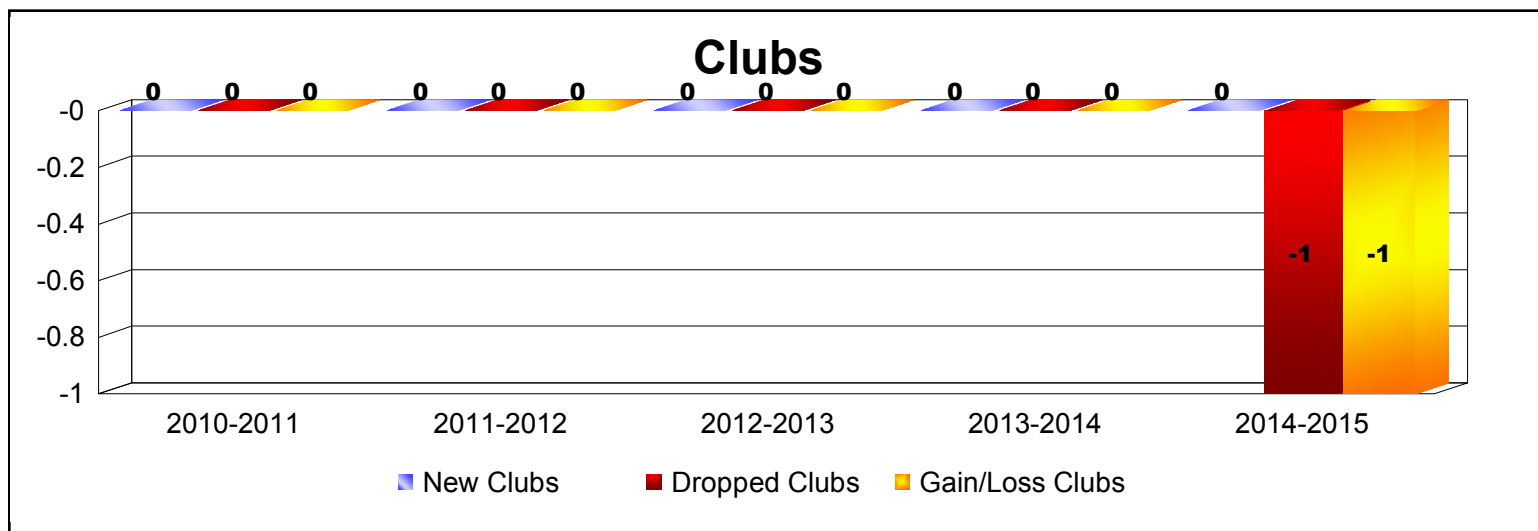


## Gender Comparison

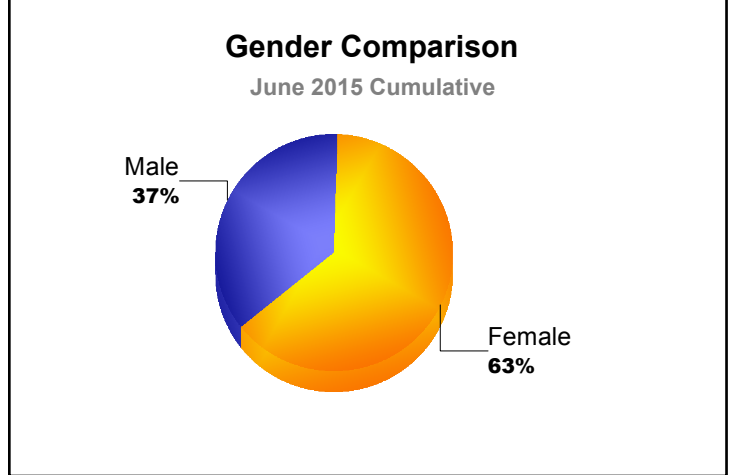
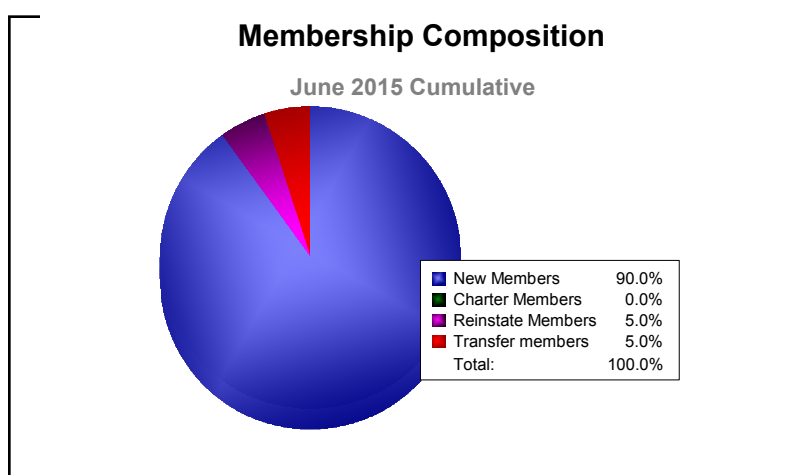
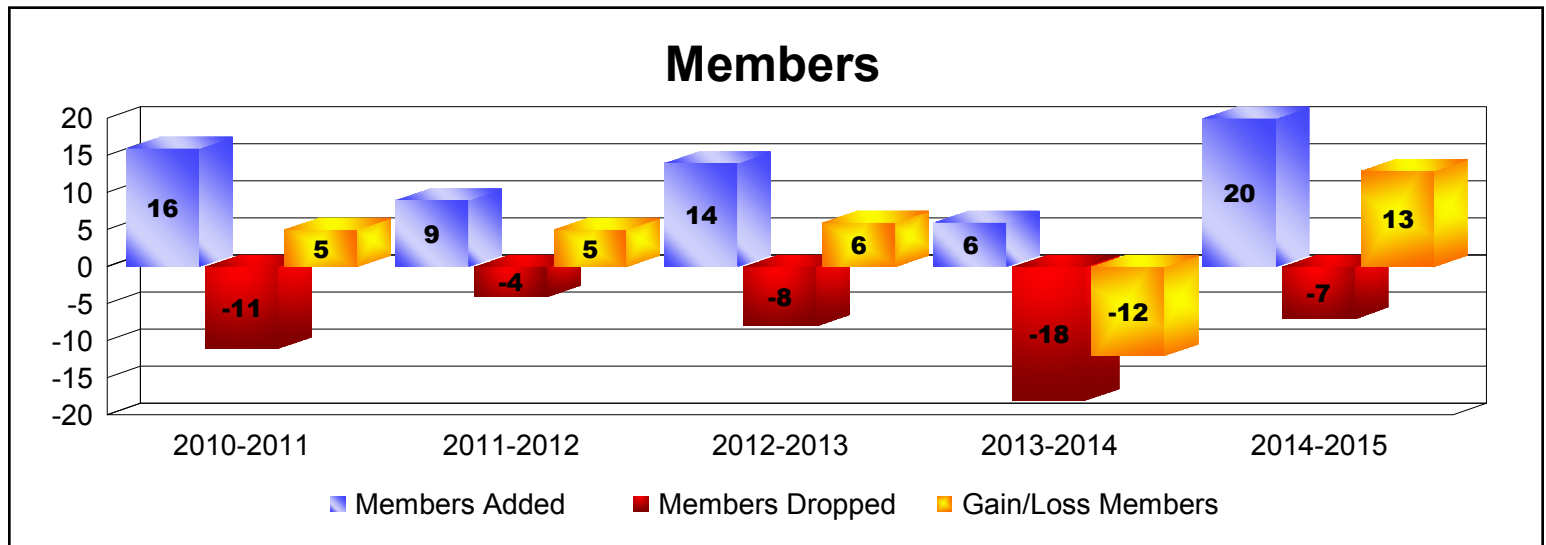
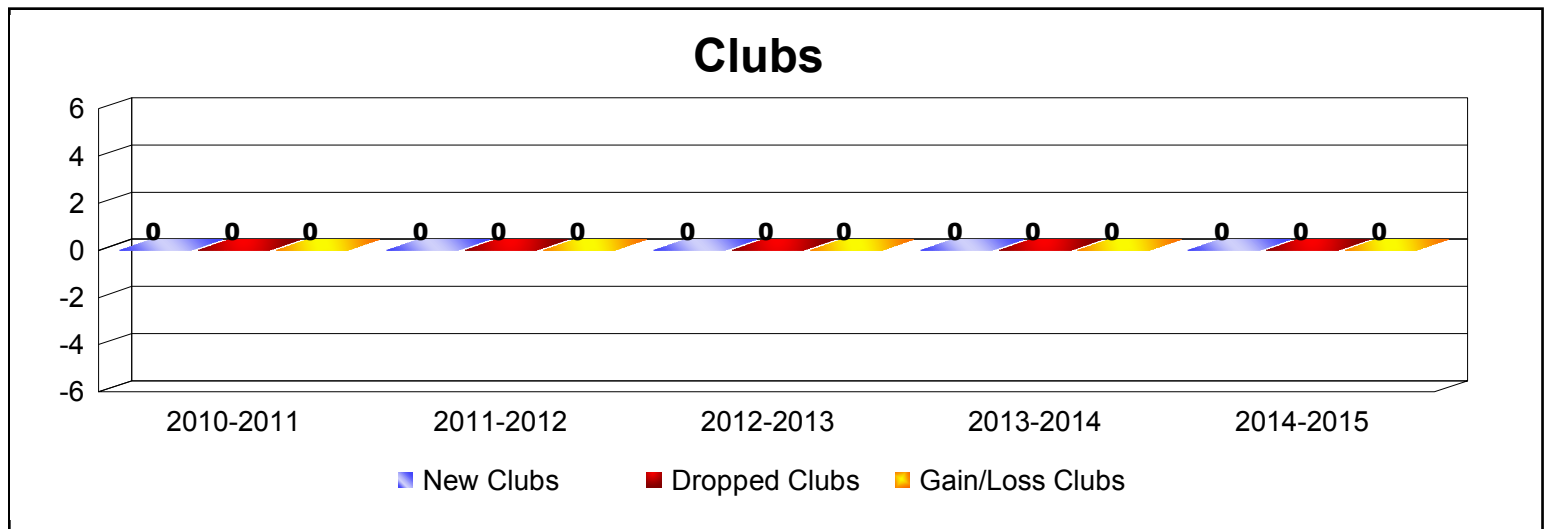
June 2015 Cumulative



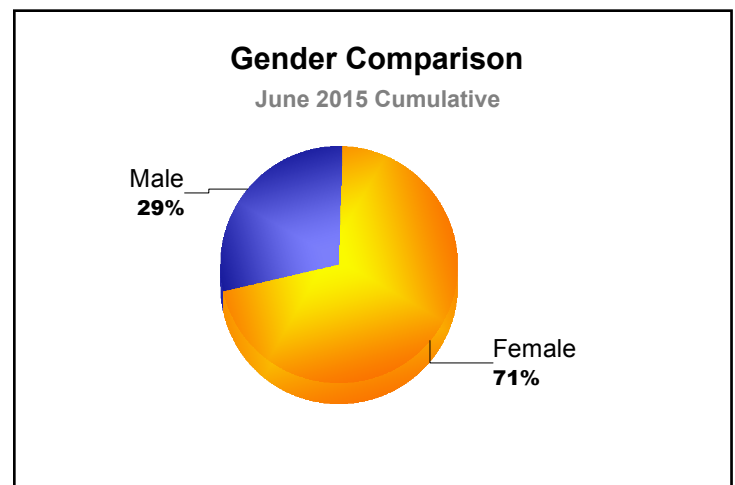
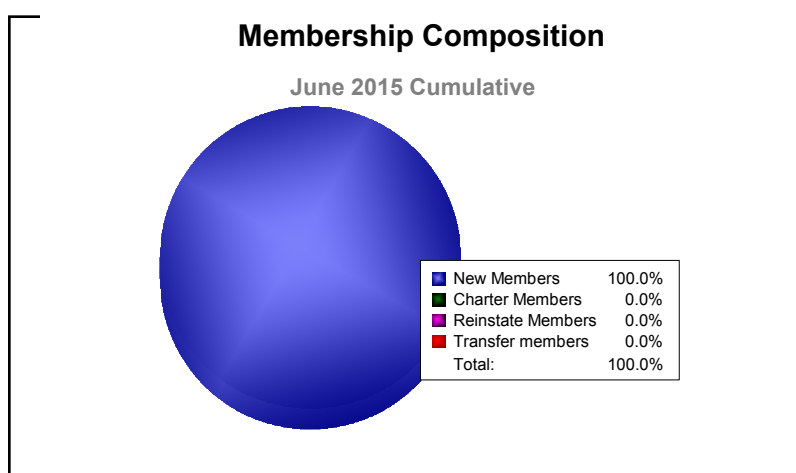
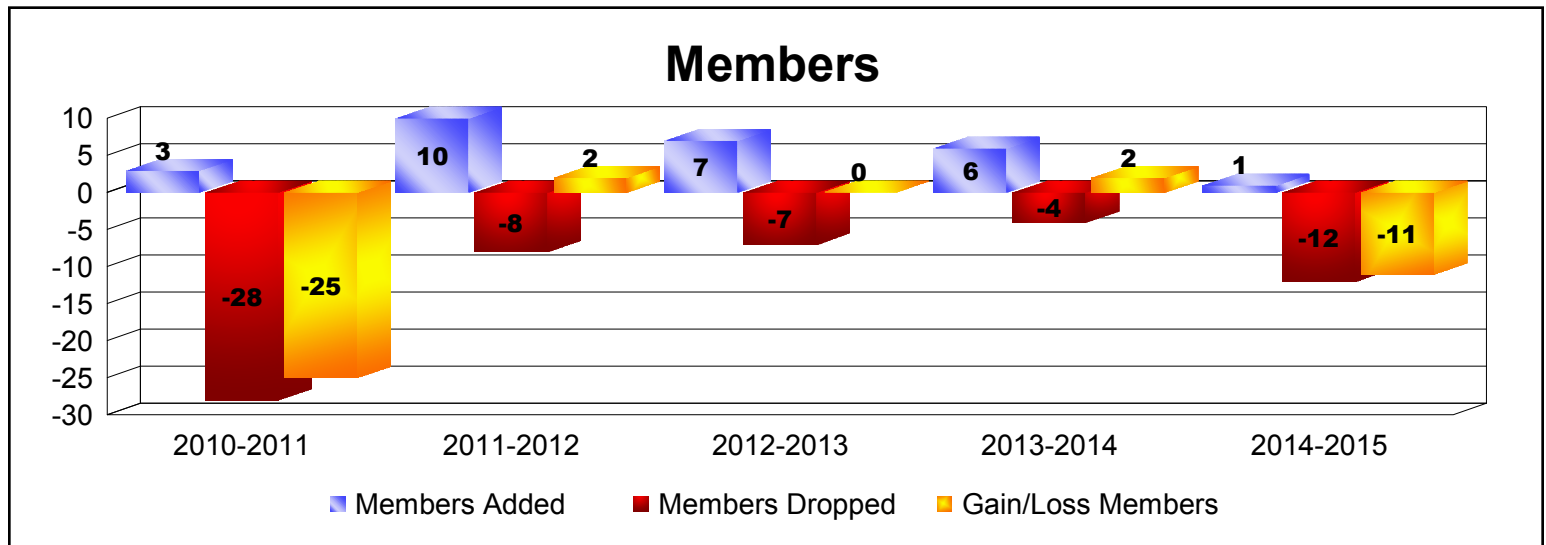
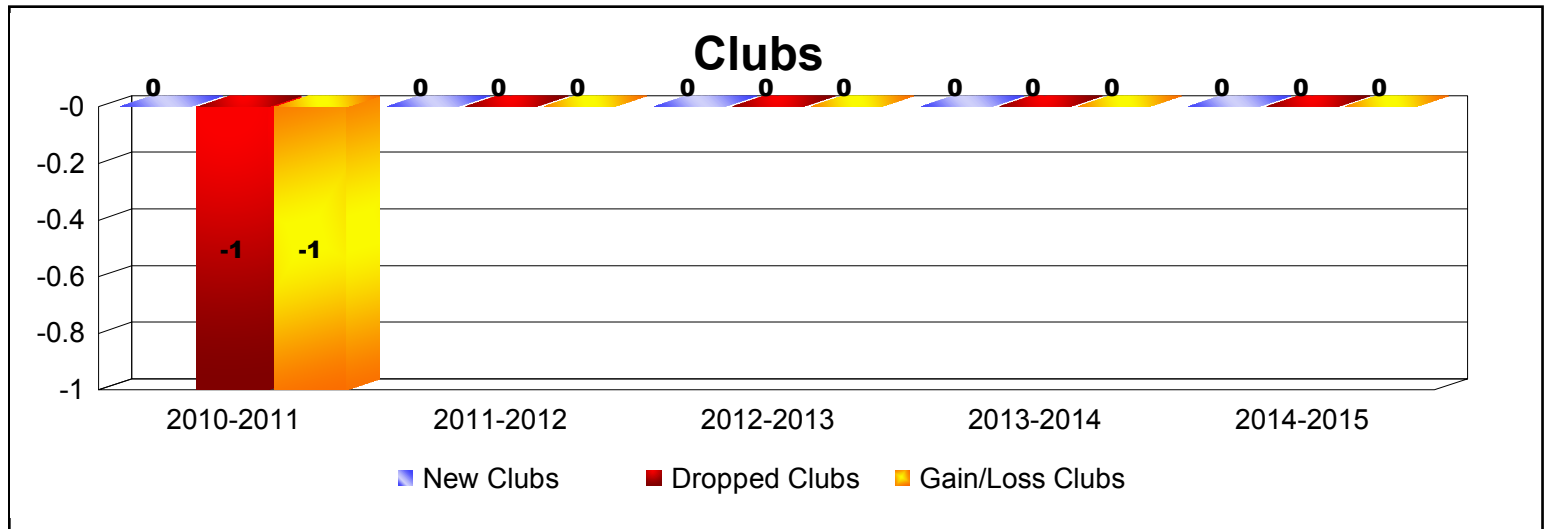
Year	New Clubs	Dropped Clubs	Gain/ Loss Clubs	New Members	Charter Members	Reinstate Members	Transfer Members	Total Member Added	Total Members Dropped	Gain/ Loss Members
2010-2011	0	0	0	0	0	1	0	1	-9	-8
2011-2012	0	0	0	1	0	0	0	1	-15	-14
2012-2013	0	0	0	4	0	0	0	4	0	4
2013-2014	0	0	0	0	0	0	1	1	-6	-5
2014-2015	0	-1	-1	3	0	0	0	3	-17	-14
<b>Average</b>	<b>0</b>	<b>0</b>	<b>0</b>	<b>2</b>	<b>0</b>	<b>0</b>	<b>0</b>	<b>2</b>	<b>-9</b>	<b>-7</b>



Year	New Clubs	Dropped Clubs	Gain/ Loss Clubs	New Members	Charter Members	Reinstate Members	Transfer Members	Total Member Added	Total Members Dropped	Gain/ Loss Members
2010-2011	0	0	0	16	0	0	0	16	-11	5
2011-2012	0	0	0	9	0	0	0	9	-4	5
2012-2013	0	0	0	14	0	0	0	14	-8	6
2013-2014	0	0	0	6	0	0	0	6	-18	-12
2014-2015	0	0	0	18	0	1	1	20	-7	13
<b>Average</b>	<b>0</b>	<b>0</b>	<b>0</b>	<b>13</b>	<b>0</b>	<b>0</b>	<b>0</b>	<b>13</b>	<b>-10</b>	<b>3</b>



Year	New Clubs	Dropped Clubs	Gain/ Loss Clubs	New Members	Charter Members	Reinstate Members	Transfer Members	Total Member Added	Total Members Dropped	Gain/ Loss Members
2010-2011	0	-1	-1	3	0	0	0	3	-28	-25
2011-2012	0	0	0	9	0	0	1	10	-8	2
2012-2013	0	0	0	7	0	0	0	7	-7	0
2013-2014	0	0	0	6	0	0	0	6	-4	2
2014-2015	0	0	0	1	0	0	0	1	-12	-11
<b>Average</b>	<b>0</b>	<b>0</b>	<b>0</b>	<b>5</b>	<b>0</b>	<b>0</b>	<b>0</b>	<b>5</b>	<b>-12</b>	<b>-6</b>



Year	New Clubs	Dropped Clubs	Gain/ Loss Clubs	New Members	Charter Members	Reinstate Members	Transfer Members	Total Member Added	Total Members Dropped	Gain/ Loss Members
2010-2011	0	0	0	2	0	0	0	2	0	2
2011-2012	0	0	0	0	0	0	0	0	-1	-1
2012-2013	0	0	0	0	0	0	0	0	0	0
2013-2014	0	0	0	0	0	0	0	0	0	0
2014-2015	0	0	0	0	0	0	0	0	0	0
<b>Average</b>	<b>0</b>	<b>0</b>	<b>0</b>	<b>0</b>	<b>0</b>	<b>0</b>	<b>0</b>	<b>0</b>	<b>0</b>	<b>0</b>

